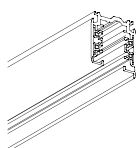
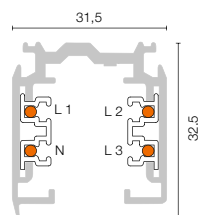


ACCESSORI BINARIO  
TRACK ACCESSORIES

# BINARIO - TRACK

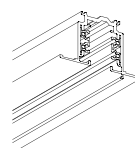
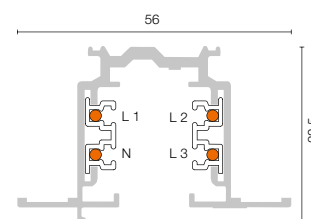
Binario universale 230V per applicazioni ad incasso, soffitto e sospensione compatibile con tutti i proiettori L-TECH. Profilo elettrificato in estruso di alluminio, disponibile in tre finiture: alluminio naturale spazzolato e verniciato bianco o nero opaco. Profilo dalla sezione asimmetrica per la corretta connessione dei moduli, di sezione rettangolare. All'interno del profilo sono previsti quattro conduttori in rame ricoperti in PVC (tre fasi e un neutro max 16A) di sezione 4mm<sup>2</sup>. Possibilità di commutazione separata dei tre circuiti.

230V universal track for ceiling, suspensions and recessed applications, compatible with all L-TECH light projectors. Electrified extruded aluminium profile, available in three finishings : brushed natural aluminium and matt black or white painted. Asymmetric profile with rectangular section for the correct connection of the modules. Inside the profile 4 PVC-coated copper conductors of section 4 mm<sup>2</sup> are provided (three phases and one neutral conductors, max 16A each). Possibility to separate switching of the three circuits.



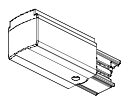
BINARIO TRIFASE  
3 PHASE TRACK

CODE	FINISHINGS	LENGHT
<b>TS700 XA</b>	<b>01 02 03</b>	1000 mm
<b>TS700 XB</b>	<b>01 02 03</b>	2000 mm
<b>TS700 XC</b>	<b>01 02 03</b>	3000 mm



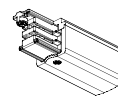
BINARIO INCASSO TRIFASE  
RECESSED 3 PHASE TRACK

CODE	FINISHINGS	LENGHT
<b>TS701 XA</b>	<b>01 02 03</b>	1000 mm
<b>TS701 XB</b>	<b>01 02 03</b>	2000 mm
<b>TS701 XC</b>	<b>01 02 03</b>	3000 mm



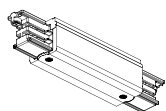
TESTATA DI ALIMENTAZIONE TRIFASE DX  
3 PHASE RIGHT-FEED END CONNECTOR

CODE	FINISHINGS
<b>TS700 TD</b>	<b>01 02 03</b>



TESTATA DI ALIMENTAZIONE TRIFASE SX  
3 PHASE LEFT-FEED END CONNECTOR

CODE	FINISHINGS
<b>TS700 TS</b>	<b>01 02 03</b>



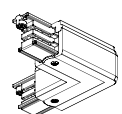
CENTRALE DI ALIMENTAZIONE TRIFASE  
3 PHASE CENTRAL CONNECTOR

CODE	FINISHINGS
<b>TS700 TL</b>	<b>01 02 03</b>



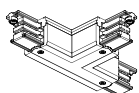
TAPPO DI CHIUSURA TRIFASE  
3 PHASE END CAP

CODE	FINISHINGS
<b>TS700 CA</b>	<b>01 02 03</b>



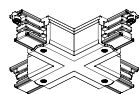
GIUNTO TRIFASE AD "L"  
THREE-PHASE "L" JOINT

CODE	FINISHINGS	DESCRIPTION
<b>TS700 CE</b>	<b>01 02 03</b>	Giunto trifase ad "L" esterno - External three-phase "L" joint
<b>TS700 CI</b>	<b>01 02 03</b>	Giunto trifase ad "L" interno - Internal three-phase "L" joint



GIUNTO TRIFASE A "T"  
3 PHASE "T" JOINT

CODE	FINISHINGS	DESCRIPTION
<b>TS700 ED</b>	<b>01 02 03</b>	Giunto trifase a "T" esterno DX - External 3 phase "T" right joint
<b>TS700 ID</b>	<b>01 02 03</b>	Giunto trifase a "T" interno DX - Internal 3 phase "T" right joint
<b>TS700 ES</b>	<b>01 02 03</b>	Giunto trifase a "T" esterno SX - External 3 phase "T" left joint
<b>TS700 IS</b>	<b>01 02 03</b>	Giunto trifase a "T" interno SX - Internal 3 phase "T" left joint



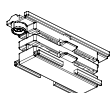
GIUNTO TRIFASE A "X"  
3 PHASE "X" JOINT

CODE	FINISHINGS
<b>TS700 CX</b>	<b>01 02 03</b>



COPERCHIO PER GIUNTO A "X" AD INCASSO  
RECESSED "X" JOINT COVER

CODE	FINISHINGS
<b>TS700 KX</b>	<b>01 02 03</b>



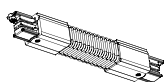
GIUNTO LINEARE  
LINEAR JOINT

CODE	FINISHINGS
<b>TS700 CL</b>	<b>01 02 03</b>



COPERCHIO PER GIUNTO LINEARE AD INCASSO  
RECESSED LINEAR JOINT COVER

CODE	FINISHINGS
<b>TS700 KL</b>	<b>01 02 03</b>



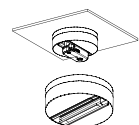
CURVA TRIFASE FLESSIBILE  
3 PHASE FLEXIBLE JOINT

CODE	FINISHINGS
<b>TS700 CF</b>	<b>01 02 03</b>



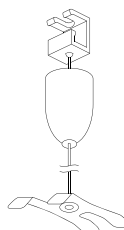
KIT FISSAGGIO SOFFITTO  
CEILING FIXING KIT

CODE	FINISHINGS
<b>TS700 KC</b>	<b>01 02 03</b>



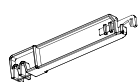
FISSAGGIO BASE A SOFFITTO  
CEILING MOUNTING BASE

CODE	FINISHINGS
<b>TS700 KB</b>	<b>01 02 03</b>



KIT FISSAGGIO SOSPENSIONE  
SUSPENSION FIXING KIT

CODE	FINISHINGS
<b>TS700 KF</b>	<b>01 02 03</b>



UTENSILE PER PIEGATURA CONDUTTORI  
CONDUCTORS BENDING TOOL

CODE
<b>TS700 KA</b>